

Format of holding of specified securities

PRE-SCHEME

1.	Name of Listed Entity:	SEAMEC LIMITED	
2.	Scrip Code/Name of Scrip/Class of Security	Equity Share	
3.	Share Holding Pattern Filed under: Reg. 31(1)(a)/Reg. 31(1)(b)/Reg.31(1)(c)	Reg. 31(1)(b)	
	a. If under 31(1)(b) then indicate the report for Quarter ending	30-Sep-17	
	b. If under 31(1)(c) then indicate date of allotment/extinguishment	N.A.	
4.	Declaration: The Listed entity is required to submit the following declaration to the extent of submission of information:-		
	Particulars	Yes*	No*
1.	Whether the Listed Entity has issued any partly paid up shares?	N.A.	No
2.	Whether the Listed Entity has issued any Convertible Securities or Warrants?	N.A.	No
3.	Whether the Listed Entity has any shares against which depository receipts are issued?	N.A.	No
4.	Whether the Listed Entity has any shares in locked-in?	N.A.	No
5.	Whether any shares held by promoters are pledge or otherwise encumbered?	N.A.	No
5.	The tabular format for disclosure of holding of specified securities is as follows:		

For SEAMEC LIMITED



S N MOHANTY
PRESIDENT

Corporate Affairs, Legal & Company Secretary

Table I - Summary Statement holding of specified securities

Category	Category of shareholder	Nos. of shareholders	No. of fully paid up equity shares held	No. of Partly paid-up equity shares held	No. of shares underlying Depository Receipts	Total nos. shares held	Shareholding as a % of total no. of shares (calculated as per SCRR, 1957) As a % of (A+B+C2)	Number of Voting Rights held in each class of securities			No. of Shares Underlying Outstanding convertible securities (including Warrants)	Shareholding, as a % assuming full conversion of convertible securities (as a percentage of diluted share capital) As a % of (A+B+C2)	Number of Locked in shares		Number of Shares pledged or otherwise encumbered		Number of equity shares held in dematerialized form	
								No of Voting Rights					Total as a % of (A+B+C)	No. (a)	As a % of total Shares held (b)	No. (a)		As a % of total Shares held (b)
								Class: Equity	Class: g:y	Total								
(I)	(II)	(III)	(IV)	(V)	(VI)	(VII)=(IV)+(V)+(VI)	(VIII)	(IX)			(X)	(XI)= (VII)+(X)	(XII)		(XIII)		(XIV)	
(A)	Promoter & Promoter Group	1	17687475	0	0	17687475	69.57	17687475	0	17687475	69.57	0	0	0	0	0	0	17687475
(B)	Public	14506	7737525	0	0	7737525	30.43	7737525	0	7737525	30.43	0	0	0	0	0	0	7126500
(C)	Non Promoter-Non Public			0	0	0	0.00	0	0	0	0.00	0	0	0	0	0	0	0
(C1)	Shares underlying DRs	0	0	0	0	0	0.00	0	0	0	0.00	0	0	0	0	0	0	0
(C2)	Shares held by Employee Trusts	0	0	0	0	0	0.00	0	0	0	0.00	0	0	0	0	0	0	0
	Total	14507	25425000	0	0	25425000	100.00	25425000	0	25425000	100.00	0	0	0	0	0	0	24813975

For SEAMEC LIMITED



S N MOHANTY
PRESIDENT

Corporate Affairs, Legal & Company Secretary

Table II - Statement showing shareholding pattern of the Promoter and Promoter Group

	Category & Name of the Shareholders	PAN	No. of shareholder	No. of fully paid up equity shares held	Partly paid-up equity shares held	Nos. of shares underlying Depository Receipts	Total nos. shares held	Shareholding % calculated as per SCRR, 1957 As a % of (A+B+C2)	Number of Voting Rights held in each class of securities			No. of Shares Underlying Outstanding convertible securities (including Warrants)	Shareholding, as a % assuming full conversion of convertible securities (as a percentage of diluted share capital) as a % of A+B+C2	Number of Locked in shares		Number of Shares pledged or otherwise encumbered		Number of equity shares held in dematerialized form	
									No of Voting Rights					Total as a % of Total Voting rights	No. (a)	As a % of total Shares held (b)	No. (a)		As a % of total shares held (b)
									Class: Equity	Class Y	Total								
	(I)	(II)	(III)	(IV)	(V)	(VI)	(VII)=(IV)+(V)+(VI)	(VIII)	(IX)			(X)	(XI)=(VII)+(X)	(XII)		(XIII)	(XIV)		
1	Indian																		
	(a) Individual/Hindu Undivided Family		0	0	0	0	0	0.00	0	0	0	0.00	0	0.00	0	0.00	0	0.00	0
	(b) Central Government/State Government(s)	N.A.	0	0	0	0	0	0.00	0	0	0	0.00	0	0.00	0	0.00	0	0.00	0
	(c) Financial Institutions/Banks	N.A.	0	0	0	0	0	0.00	0	0	0	0.00	0	0.00	0	0.00	0	0.00	0
	(d) Any Other (Specify) - Body Corporate		1	17687475	0	0	17687475	69.57	17687475	0	17687475	69.57	0	69.57	0	0.00	0	0.00	17687475
	HAL OFFSHORE LTD	AAACH3144B		17687475	0	0	17687475	69.57	17687475		17687475	69.57	0	69.57	0	0.00	0	0.00	17687475
	Sub Total (A)(1)		1	17687475	0	0	17687475	69.57	17687475	0	17687475	69.57	0	69.57	0	0.00	0	0.00	17687475
2	Foreign																		
	(a) Individual/Non Resident Individual/Foreign Individual	N.A.	0	0	0	0	0	0.00	0	0	0	0.00	0	0.00	0	0.00	0	0.00	0
	(b) Government	N.A.	0	0	0	0	0	0.00	0	0	0	0.00	0	0.00	0	0.00	0	0.00	0
	(c) Institutions	N.A.	0	0	0	0	0	0.00	0	0	0	0.00	0	0.00	0	0.00	0	0.00	0
	(d) Foreign Portfolio Investor	N.A.	0	0	0	0	0	0.00	0	0	0	0.00	0	0.00	0	0.00	0	0.00	0
	(e) Any Other (Specify)	N.A.	0	0	0	0	0	0.00	0	0	0	0.00	0	0.00	0	0.00	0	0.00	0
	Sub Total (A)(2)	N.A.	0	0	0	0	0	0.00	0	0	0	0.00	0	0.00	0	0.00	0	0.00	0
	Total Shareholding of Promoter and Promoter Group (A)=(A)(1)+(A)(2)		1	17687475	0	0	17687475	69.57	17687475	0	17687475	69.57	0	69.57	0	0.00	0	0.00	17687475

Note:

1. Details of Shares which remain unclaimed may be given here along with details such as number of shareholders, outstanding shares held in demat/unclaimed suspense account, voting rights which are frozen etc.: N.A.

For SEAMEC LIMITED



S N MOHANTY
PRESIDENT

Corporate Affairs, Legal & Company Secretary

Table III - Statement showing shareholding pattern of the Public shareholder

	Category & Name of the Shareholder	PAN	Nos. of shares held	No. of fully paid up equity shares held	Partly paid-up equity shares held	Nos. of shares underlying Depository Receipts	Total nos. shares held	Shareholding % calculated @ as per SCRR, 1957 As a % of (A+B+C2)	Number of Voting Rights held in each class of securities			No. of Shares Underlying Outstanding K convertible securities (including Warrants)	Total shareholding, as a % assuming full conversion of convertible securities (as a percentage of diluted share capital)	Number of Locked in shares		Number of Shares pledged or otherwise encumbered		Number of equity shares held in dematerialized form	
									No of Voting Rights					Total as a % of Total Voting Rights	No. (a)	As a % of total Shares held (b)	No. (Not applicable) (a)		As a % of total shares held (Not applicable) (b)
									Class Equity	Class Y	Total								
	(I)	(II)	(III)	(IV)	(V)	(VI)	(VII)=(IV)+(V)+(VI)	(VIII)	(IX)			(X)	(XI)=(VII)+(X)	(XII)	(XIII)		(XIV)		
1	Institutions																		
(a)	Mutual Fund	N.A.	5	7400	0	0	7400	0.03	7400	0	7400	0.03	0	0	0	0	0	0	
(b)	Venture Capital Funds	N.A.	0	0	0	0	0	0.00	0	0	0	0.00	0	0	0	0	0	0	
(c)	Alternate Investment Funds	N.A.	0	0	0	0	0	0.00	0	0	0	0.00	0	0	0	0	0	0	
(d)	Foreign Venture Capital Investor	N.A.	0	0	0	0	0	0.00	0	0	0	0.00	0	0	0	0	0	0	
(e)	Foreign Portfolio Investors	N.A.	1	837000	0	0	837000	3.29	837000	0	837000	3.29	0	0	0	0	0	837000	
	AL GOMHID CAPITAL FUND		1	837000	0	0	837000	3.29	837000	0	837000	3.29	0	0	0	0	0	837000	
(f)	Financial Institutions/Banks	N.A.	0	152106	0	0	152106	0.60	152106	0	152106	0.60	0	0	0	0	0	152106	
(g)	Insurance Companies	N.A.	0	0	0	0	0	0.00	0	0	0	0.00	0	0	0	0	0	0	
(h)	Provident Fund/Pension Funds	N.A.	0	0	0	0	0	0.00	0	0	0	0.00	0	0	0	0	0	0	
(i)	Any Other Specify	N.A.	1	900	0	0	900	0.00	0	0	0	0.00	0	0	0	0	0	0	
	Foreign Institutional Investor		1	900	0	0	900	0.00	900	0	900	0.00	0	0	0	0	0	0	
	Sub Total (B1)	N.A.	13	997406	0	0	997406	3.92	997406	0	997406	3.92	0	0	0	0	0	988906	
2	Central Government/State Government/President of India	N.A.	0	0	0	0	0	0.00	0	0	0	0.00	0	0	0	0	0	0	
	Central Government/State Government/President of India		1	5601	0	0	5601	0.02	5601	0	5601	0.02	0	0	0	0	0	5601	
	Sub Total (B2)	N.A.	1	5601	0	0	5601	0.02	5601	0	5601	0.02	0	0	0	0	0	5601	
3	Non-Institutions																		
(a)	1. Individual Shareholders holding Nominal Share Capital up to Rs. 2 Lacs	N.A.	13970	3237635	0	0	3237635	12.73	3237635	0	3237635	12.73	0	32.73	0	0.00	0	2664210	
	2. Individual Shareholders holding Nominal Share Capital Above Rs. 2 Lacs	N.A.	17	941826	0	0	941826	3.70	941826	0	941826	3.70	0	3.70	0	0.00	0	941826	
(b)	NBFCs Registered with RBI	N.A.	0	0	0	0	0	0.00	0	0	0	0.00	0	0	0	0	0	0	
(c)	Employer Trusts	N.A.	0	0	0	0	0	0.00	0	0	0	0.00	0	0	0	0	0	0	
(d)	Overseas Depositories (Holding DRs) (Balancing Figure)	N.A.	0	0	0	0	0	0.00	0	0	0	0.00	0	0	0	0	0	0	
(e)	Any other (Body Corporate)(Specify)	N.A.	525	2550057	0	0	2550057	10.05	2550057	0	2550057	10.05	0	10.05	0	0.00	0	2526957	
	Indus Corporate		355	2404377	0	0	2404377	9.46	2404377	0	2404377	9.46	0	9.46	0	0.00	0	2389777	
	O J FINANCIAL SERVICES LTD		1	626483	0	0	626483	2.47	626483	0	626483	2.47	0	2.47	0	0.00	0	626483	
	NRI - Non - Repat		44	63146	0	0	63146	0.25	63146	0	63146	0.25	0	0.25	0	0.00	0	48946	
	NRI - Repat		81	73553	0	0	73553	0.29	73553	0	73553	0.29	0	0.29	0	0.00	0	73553	
	Cleaning Members		43	13681	0	0	13681	0.05	13681	0	13681	0.05	0	0.05	0	0.00	0	13681	
	Overseas corporate bodies		2	300	0	0	300	0.00	300	0	300	0.00	0	0.00	0	0.00	0	0	
	Sub Total (B3)	N.A.	14492	6734518	0	0	6734518	26.49	6734518	0	6734518	26.49	0	26.49	0	0	0	6131993	
	Total Public Shareholding (B)=(B1)+(B2)+(B3)	N.A.	14506	7737525	0	0	7737525	30.43	7737525	0	7737525	30.43	0	30.43	0	0	0	7126500	

Note:
 1. the shareholders acting as persons in Concert including their Shareholding (No. and %); N.A. which remain unclassified may be given here along with details such as number of shareholders, outstanding shares held in demat/unclassified suspense account, voting rights which are frozen etc.; N.A.
 2. Name of the Person has been obscured in the respective categories in case the shareholder hold 1% or more of total number of shares of the Company

1. Details of
 2. Details of Shares

For SEAMEC LIMITED




S N MOHANTY
 PRESIDENT

Corporate Affairs, Legal & Company Secretary

Table IV - Statement showing shareholding pattern of the Non Promoter- Non Public shareholder

Category & Name of the Shareholders	PAN	No. of shareholder	No. of fully paid up equity shares held	Partly paid-up equity shares held	Nos. of shares underlying Depository Receipts	Total no. shares held	Shareholding % calculate d as per SCRR, 1957 As a % of (A+B+C2)	Number of Voting Rights held in each class of securities				No. of Shares Outstanding convertible securities (including Warrants)	Total shareholding , as a % assuming full conversion of convertible securities (as a percentage of diluted share capital)	Number of Locked in shares		Number of Shares pledged or otherwise encumbered		Number of equity shares held in dematerialized form (Not Applicable)	
								No of Voting Rights			Total as a % of Total Voting rights			No.	As a % of total Shares held	No. (Not applicable)	As a % of total shares held (Not applicable)		
								Class X	Class Y	Total									
(I)	(II)	(III)	(IV)	(V)	(VI)	(VII)=(IV)+(V)+(VI)	(VIII)	(IX)				(X)	(XI)=(VII)+(X)	(XII)		(XIII)	(XIV)		
1 Custodian/DR Holder	N.A.	0	0	0	0	0	0	0	0	0	0	0	0	0	0	0	0	0	0
(a) Name of DR Holder (if Available)	N.A.	0	0	0	0	0	0	0	0	0	0	0	0	0	0	0	0	0	0
2 Employees Benefit Trust (Under SEBI (Share Based Employee Benefit Regulation 2014)	N.A.	0	0	0	0	0	0	0	0	0	0	0	0	0	0	0	0	0	0
(a) Name (if Available)	N.A.	0	0	0	0	0	0	0	0	0	0	0	0	0	0	0	0	0	0
Total Non Promoter Non Public Shareholding (C)= (C)(1)+(C)(2)	N.A.	0	0	0	0	0	0	0	0	0	0	0	0	0	0	0	0	0	0

For SEAMEC LIMITED



S N MOHANTY
PRESIDENT

Corporate Affairs, Legal & Company Secretary

Format of holding of specified securities

POST-SCHEME

1.	Name of Listed Entity:	SEAMEC LIMITED	
2.	Scrip Code/Name of Scrip/Class of Security	Equity Share	
3.	Share Holding Pattern Filed under: Reg. 31(1)(a)/Reg. 31(1)(b)/Reg.31(1)(c)	Reg. 31(1)(b)	
	a. If under 31(1)(b) then indicate the report for Quarter ending	N.A.	
	b. If under 31(1)(c) then indicate date of allotment/extinguishment	N.A.	
4.	Declaration: The Listed entity is required to submit the following declaration to the extent of submission of information:-		
	Particulars	Yes*	No*
	1. Whether the Listed Entity has issued any partly paid up shares?	N.A.	No
	2. Whether the Listed Entity has issued any Convertible Securities or Warrants?	N.A.	No
	3. Whether the Listed Entity has any shares against which depository receipts are issued?	N.A.	No
	4. Whether the Listed Entity has any shares in locked-in?	N.A.	No
	5. Whether any shares held by promoters are pledge or otherwise encumbered?	N.A.	No
5.	The tabular format for disclosure of holding of specified securities is as follows:		

For SEAMEC LIMITED



S N MOHANTY
PRESIDENT

Corporate Affairs, Legal & Company Secretary

Table 1 - Summary Statement holding of specified securities

Category	Category of shareholder	Nos. of shareholders	No. of fully paid up equity shares held	No. of Parity paid-up equity shares held	No. of shares underlying Depository Receipts	Total nos. shares held	Shareholding as a % of total no. of shares (calculated as per SCRR, 1957) As a % of (A+B+C2)	Number of Voting Rights held in each class of securities				No. of Shares Outstanding in convertible securities (including Warrants)	Shareholding, as a % assuming full conversion of convertible securities (as a percentage of diluted share capital) As a % of (A+B+C2)	Number of Locked in shares		Number of Shares pledged or otherwise encumbered		Number of equity shares held in dematerialized form
								No of Voting Rights			Total as a % of (A+B+C)			No. (a)	As a % of total Shares held (b)	No. (a)	As a % of total Shares held (b)	
								Class: Equity	Class: egypt	Total								
(I)	(II)	(III)	(IV)	(V)	(VI)	(VII)=(IV)+(V)+(VI)	(VIII)	(IX)				(X)	(XI)=(VII)+(X)	(XII)		(XIII)	(XIV)	
(A)	Promoter & Promoter Group	20	22645401	0	0	22645401	74.53	22645401	0	22645401	74.53	0	74.53	0	0	0	0	22645401
(B)	Public	14506	7737525	0	0	7737525	25.47	7737525	0	7737525	25.47	0	25.47	0	0	0	0	7126500
(C)	Non Promoter-Non Public			0	0	0	0.00	0	0	0	0.00	0	0	0	0	0	0	0
(C1)	Shares underlying DRs	0	0	0	0	0	0.00	0	0	0	0.00	0	0	0	0	0	0	0
(C2)	Shares held by Employee Trusts	0	0	0	0	0	0.00	0	0	0	0.00	0	0	0	0	0	0	0
	Total	14526	30382926	0	0	30382926	100.00	30382926	0	30382926	100.00	0	100.00	0	0	0	0	29771901

For SEAMEC LIMITED



S N MOHANTY
PRESIDENT

Corporate Affairs, Legal & Company Secretary

Table II - Statement showing shareholding pattern of the Promoter and Promoter Group

Category & Name of the Shareholders	PAN	No. of shareholders	No. of fully paid up equity shares held	Parity paid-up equity shares held	Nos. of shares underlying Depository Receipts	Total nos. shares held	Shareholding % calculated as per SCRR, 1957 As a % of (A+B+C2)	Number of Voting Rights held in each class of			No. of Shares Underlying Outstanding convertible securities (including Warrants)	Shareholding, as a % assuming full conversion of convertible securities (as a percentage of diluted share capital) as a % of A+B+C2	Number of Locked		Number of		Number of equity shares held in dematerialized form		
								No of Voting Rights					Total as a % of Total Voting rights	No. (a)	As a % of total Shares held (b)	No. (a)		As a % of total shares held (b)	
								Class: Equity	Class Y	Total									
(I)	(II)	(III)	(IV)	(V)	(VI)	(VII)=(IV)+(V)+(VI)	(VIII)	(IX)			(X)	(XI)=(VII)+(X)	(XII)	(XIII)	(XIV)				
1	Indian																		
(a)	Individual/Hindu Undivided Family		4	2014080	0	0	2014080	6.63	2014080	0	2014080	6.63	0	6.63	0	0.00	0	0.00	2014080
	Deepu Agarwal	AAMPA0573C		132000	0	0	132000	0.43	132000	0	132000	0.43	0	0.43	0	0.00	0	0.00	132000
	Sanjeev Agarwal	ABOPA4675N		810280	0	0	810280	2.67	810280	0	810280	2.67	0	2.67	0	0.00	0	0.00	810280
	Anant Agarwal	AFSPA0559F		266000	0	0	266000	0.88	266000	0	266000	0.88	0	0.88	0	0.00	0	0.00	266000
	Sanjeev Agarwal HUF	AABHS2507P		805800	0	0	805800	2.65	805800	0	805800	2.65	0	2.65	0	0.00	0	0.00	805800
(b)	Central Government/State Government(s)	N.A.		0	0	0	0	0.00	0	0	0	0.00	0	0.00	0	0.00	0	0.00	0
(c)	Financial Institutions/Banks	N.A.		0	0	0	0	0.00	0	0	0	0.00	0	0.00	0	0.00	0	0.00	0
(d)	Any Other (Specify) - Body Corporate	N.A.	16	20631321	0	0	20631321	67.90	20631321	0	20631321	67.90	0	67.90	0	0.00	0	0.00	20631321
	HAL Offshore Limited	AAACH3144B		17687475	0	0	17687475	58.22	17687475	0	17687475	58.22	0	58.22	0	0.00	0	0.00	17687475
	Fortune Industries Resources Limited	AAACF1R53B		75333	0	0	75333	0.25	75333	0	75333	0.25	0	0.25	0	0.00	0	0.00	75333
	Sapriishi Finance Limited	AACCS0082R		235958	0	0	235958	0.78	235958	0	235958	0.78	0	0.78	0	0.00	0	0.00	235958
	Mitras Plasmam India Limited	AADC09501A		360593	0	0	360593	1.19	360593	0	360593	1.19	0	1.19	0	0.00	0	0.00	360593
	Meon Beverages Limited	AAACM1635J		553081	0	0	553081	1.82	553081	0	553081	1.82	0	1.82	0	0.00	0	0.00	553081
	GCB Overseas Pvt. Ltd.	AABCG5120D		93333	0	0	93333	0.31	93333	0	93333	0.31	0	0.31	0	0.00	0	0.00	93333
	Indian Probuild Pvt. Ltd.	AAACS3179H		192773	0	0	192773	0.63	192773	0	192773	0.63	0	0.63	0	0.00	0	0.00	192773
	Rinkpi Financials & Consultants Pvt. Ltd.	AABCR6133K		16667	0	0	16667	0.05	16667	0	16667	0.05	0	0.05	0	0.00	0	0.00	16667
	Horizon Infra Reactors Pvt. Ltd.	AABCH7562G		74333	0	0	74333	0.24	74333	0	74333	0.24	0	0.24	0	0.00	0	0.00	74333
	Jaswold Offshore Services Pvt. Ltd.	AABCJ6382L		15000	0	0	15000	0.05	15000	0	15000	0.05	0	0.05	0	0.00	0	0.00	15000
	Hindustan agas Pvt. Ltd.	AAACH3298J		236046	0	0	236046	0.78	236046	0	236046	0.78	0	0.78	0	0.00	0	0.00	236046
	Indian Darobuild Pvt. Ltd.	AAACS6392G		114267	0	0	114267	0.38	114267	0	114267	0.38	0	0.38	0	0.00	0	0.00	114267
	SE Finvest Private Limited	AAFCS0998B		881357	0	0	881357	2.90	881357	0	881357	2.90	0	2.90	0	0.00	0	0.00	881357
	KOA Investment Limited	AACCK0539K		23957	0	0	23957	0.08	23957	0	23957	0.08	0	0.08	0	0.00	0	0.00	23957
	Castle Rocks Advisors Pvt. Ltd.	AADCC0982B		53773	0	0	53773	0.18	53773	0	53773	0.18	0	0.18	0	0.00	0	0.00	53773
	K2 Infosolutions Pvt. Ltd.	AAECK5245L		17375	0	0	17375	0.06	17375	0	17375	0.06	0	0.06	0	0.00	0	0.00	17375
	Sub Total (A1)		20	22645401	0	0	22645401	74.53	22645401	0	22645401	74.53	0	74.53	0	0.00	0	0.00	22645401
2	Foreign																		
(a)	Individual/Non Resident Individual/Forcing Individual	N.A.		0	0	0	0	0.00	0	0	0	0.00	0	0.00	0	0.00	0	0.00	0
(b)	Government	N.A.		0	0	0	0	0.00	0	0	0	0.00	0	0.00	0	0.00	0	0.00	0
(c)	Institutions	N.A.		0	0	0	0	0.00	0	0	0	0.00	0	0.00	0	0.00	0	0.00	0
(d)	Foreign Portfolio Investor	N.A.		0	0	0	0	0.00	0	0	0	0.00	0	0.00	0	0.00	0	0.00	0
(e)	Any Other (Specify)	N.A.		0	0	0	0	0.00	0	0	0	0.00	0	0.00	0	0.00	0	0.00	0
	Sub Total (A2)	N.A.		0	0	0	0	0.00	0	0	0	0.00	0	0.00	0	0.00	0	0.00	0
	Total Shareholding of Promoter and Promoter Group (A1)+(A2)		20	22645401	0	0	22645401	74.53	22645401	0	22645401	74.53	0	74.53	0	0.00	0	0.00	22645401

Note:

1. Details of Shares which remain unclaimed may be given here along with details such as number of shareholders, outstanding shares held in demat/unclaimed suspense account, voting rights which are frozen etc.: N.A.

For SEAMEC LIMITED


S N MOHANTY
PRESIDENT

Corporate Affairs, Legal & Company Secretary

Table III - Statement showing shareholding pattern of the Public shareholders

Category & Name of the Shareholders	PAN	Nos. of shares held	No. of fully paid up equity shares held	Partly paid-up equity shares held	Nos. of shares underlying Depository Receipts	Total nos. shares held	Shareholding % calculated as per SCRR, 1957 As a % of (A+B+C2)	Number of Voting Rights held in each class of securities			No. of Shares Underlying Outstanding convertible securities (including Warrants)	Total shareholding, as a % assuming full conversion of convertible securities (as a percentage of diluted share capital)	Number of Shares Locked in shares		Number of Shares pledged or otherwise encumbered		Number of equity shares held in dematerialized form	
								No. of Voting Rights					Total as a % of Total Voting rights	No. (a)	As a % of total Shares held (b)	No. (Not applicable) (a)		As a % of total shares held (Not applicable) (b)
								Class: Equity	Class Y	Total								
(I)	(II)	(III)	(IV)	(V)	(VI)	(VII)=(V)+(VI)+(VII)	(VIII)	(IX)			(X)	(XI)=(VIII)+(X)	(XII)	(XIII)	(XIV)			
1. Institutions																		
(a) Mutual Fund	N.A.	5	7400	0	0	7400	0.02	7400	0	7400	0.02	0	0	0	0	0	0	
(b) Venture Capital Funds	N.A.	0	0	0	0	0	0.00	0	0	0	0.00	0	0	0	0	0	0	
(c) Alternate Investment Funds	N.A.	0	0	0	0	0	0.00	0	0	0	0.00	0	0	0	0	0	0	
(d) Foreign Venture Capital Investor	N.A.	0	0	0	0	0	0.00	0	0	0	0.00	0	0	0	0	0	0	
(e) Foreign Portfolio Investors	N.A.	1	837000	0	0	837000	2.75	837000	0	837000	2.75	0	0	0	0	0	837000	
ALGAMIND CAPITAL FUND		1	837000	0	0	837000	2.75	837000	0	837000	2.75	0	0	0	0	0	837000	
(f) Financial Institutions/Banks	N.A.	6	152106	0	0	152106	0.50	152106	0	152106	0.50	0	0	0	0	0	151906	
(g) Insurance Companies	N.A.	0	0	0	0	0	0.00	0	0	0	0.00	0	0	0	0	0	0	
(h) Provident Fund/Pension Funds	N.A.	0	0	0	0	0	0.00	0	0	0	0.00	0	0	0	0	0	0	
(i) Any Other Specifics	N.A.	1	900	0	0	900	0.00	900	0	900	0.00	0	0	0	0	0	0	
Foreign Institutional Investor		1	900	0	0	900	0.00	900	0	900	0.00	0	0	0	0	0	0	
Sub Total (B1)	N.A.	13	997406	0	0	997406	3.28	997406	0	997406	3.28	0	0	0	0	0	988906	
2. Central Government/State Government/President of India	N.A.	0	0	0	0	0	0.00	0	0	0	0.00	0	0	0	0	0	0	
Central Government/State Government/President of India		1	5601	0	0	5601	0.02	5601	0	5601	0.02	0	0	0	0	0	5601	
Sub Total (B2)	N.A.	1	5601	0	0	5601	0.02	5601	0	5601	0.02	0	0	0	0	0	5601	
3. Non-Institutions																		
(a) 1. Individual Shareholders holding Nominal Share Capital Up to Rs. 2 Lacs	N.A.	13950	3237635	0	0	3237635	10.66	3237635	0	3237635	10.66	0	10.66	0	0.00	0	2664210	
2. Individual Shareholders holding Nominal Share Capital Above Rs. 2 Lacs	N.A.	17	941826	0	0	941826	3.18	941826	0	941826	3.10	0	3.10	0	0.00	0	941826	
(b) NBFCs Registered with RBI	N.A.	0	0	0	0	0	0.00	0	0	0	0.00	0	0	0	0	0	0	
(c) Employee Trusts	N.A.	0	0	0	0	0	0.00	0	0	0	0.00	0	0	0	0	0	0	
(d) Overseas Depositories (Holding DRs) (Balance Figure)	N.A.	0	0	0	0	0	0.00	0	0	0	0.00	0	0	0	0	0	0	
(e) Any other - (Body Corporate)(Specify)	N.A.	525	2550857	0	0	2550857	8.41	2550857	0	2550857	8.41	0	8.41	0	0.00	0	2525987	
Indian Corporate		355	2404377	0	0	2404377	7.91	2404377	0	2404377	7.91	0	9.46	0	0.00	0	2389777	
O. J. FINANCIAL SERVICES LTD		1	628483	0	0	628483	2.07	628483	0	628483	2.07	0	2.07	0	0.00	0	628483	
NRI - Non - Repat		44	63146	0	0	63146	0.21	63146	0	63146	0.21	0	0.21	0	0.00	0	48946	
NRI - Repat		81	73553	0	0	73553	0.24	73553	0	73553	0.24	0	0.24	0	0.00	0	73553	
Clearing Members		43	13681	0	0	13681	0.05	13681	0	13681	0.05	0	0.05	0	0.00	0	13681	
Overseas corporate bodies		2	300	0	0	300	0.00	300	0	300	0.00	0	0.00	0	0.00	0	0	
Sub Total (B3)	N.A.	14492	6734518	0	0	6734518	22.17	6734518	0	6734518	22.17	0	22.17	0	0	0	6131993	
Total Public Shareholding (B)=(B1)+(B2)+ (B3)	N.A.	14506	7737525	0	0	7737525	25.47	7737525	0	7737525	25.47	0	25.47	0	0	0	7126508	

Note:
 1. Details of the shareholders acting as persons in Concert including their Shareholding (No. and %): N.A.
 2. Details of Shares which remain unclaimed may be given here along with details such as number of shareholders, outstanding shares held in demat/unclaimed suspense account, voting rights which are frozen etc.: N.A.
 3. Name of the Person has been disclosed in the respective categories in case the shareholder hold 1% or more of total number of shares of the Company

For SEAMEC LIMITED



S N MOHANTY
 PRESIDENT

Corporate Affairs, Legal & Company Secretary

Table IV - Statement showing shareholding pattern of the Non Promoter- Non Public shareholder

Category & Name of the Shareholders	PAN	No. of shareholder	No. of fully paid up equity shares held	Partly paid-up equity shares held	Nos. of shares underlying Depository Receipts	Total no. shares held	Shareholding % calculated as per SCRR, 1957 As a % of (A+B+C2)	Number of Voting Rights held in each class of securities				No. of Shares Underlying Outstanding convertible securities (including Warrants)	Total shareholding, as a % assuming full conversion of convertible securities (as a percentage of diluted share capital)	Number of Locked in shares		Number of Shares pledged or otherwise encumbered		Number of equity shares held in dematerialized form (Not Applicable)	
								No of Voting Rights			Total as a % of Total Voting rights			No.	As a % of total Shares held	No. (Not applicable)	As a % of total shares held (Not applicable)		
								Class X	Class Y	Total									
(I)	(II)	(III)	(IV)	(V)	(VI)	(VII)=(IV)+(V)+(VI)	(VIII)	(IX)				(X)	(XI)=(VII)+(X)	(XII)		(XIII)	(XIV)		
1 Custodian/DR Holder	N.A.	0	0	0	0	0	0	0	0	0	0	0	0	0	0	0	0	0	0
(a) Name of DR Holder (if Available)	N.A.	0	0	0	0	0	0	0	0	0	0	0	0	0	0	0	0	0	0
2 Employees Benefit Trust (Under SEBI (Share Based Employee Benefit Regulation 2014)	N.A.	0	0	0	0	0	0	0	0	0	0	0	0	0	0	0	0	0	0
(a) Name (if Available)	N.A.	0	0	0	0	0	0	0	0	0	0	0	0	0	0	0	0	0	0
Total Non Promoter Non Public Shareholding (C) = (C1)+(C2)	N.A.	0	0	0	0	0	0	0	0	0	0	0	0	0	0	0	0	0	0

For SEAMEC LIMITED



S N MOHANTY
PRESIDENT

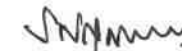
Corporate Affairs, Legal & Company Secretary

Format of holding of specified securities

POST-SCHEME

1.	Name of Listed Entity:	SEAMEC LIMITED	
2.	Scrip Code/Name of Scrip/Class of Security	Compulsorily Redeemable Preference Shares	
3.	Share Holding Pattern Filed under: Reg. 31(1)(a)/Reg. 31(1)(b)/Reg.31(1)(c)	N.A.	
a.	If under 31(1)(b) then indicate the report for Quarter ending	N.A.	
b.	If under 31(1)(c) then indicate date of allotment/extinguishment	N.A.	
4.	Declaration: The Listed entity is required to submit the following declaration to the extent of submission of information:-		
	Particulars	Yes*	No*
1.	Whether the Listed Entity has issued any partly paid up shares?	N.A.	No
2.	Whether the Listed Entity has issued any Convertible Securities or Warrants?	N.A.	No
3.	Whether the Listed Entity has any shares against which depository receipts are issued?	N.A.	No
4.	Whether the Listed Entity has any shares in locked-in?	N.A.	No
5.	Whether any shares held by promoters are pledge or otherwise encumbered?	N.A.	No
5.	The tabular format for disclosure of holding of specified securities is as follows:		

For SEAMEC LIMITED



S N MOHANTY
PRESIDENT

Corporate Affairs, Legal & Company Secretary

Table I - Summary Statement holding of specified securities

Category	Category of shareholder	Nos. of shareholders	No. of fully paid up equity shares held	No. of Partly paid-up equity shares held	No. of shares underlying Depository Receipts	Total nos. shares held	Shareholding as a % of total no. of shares (calculated as per SCRR, 1957) As a % of (A+B+C2)	Number of Voting Rights held in each class of securities				No. of Shares Underlying Outstanding convertible securities (including Warrants)	Shareholding, as a % assuming full conversion of convertible securities (as a percentage of diluted share capital) As a % of (A+B+C2)	Number of Locked in shares		Number of Shares pledged or otherwise encumbered		Number of equity shares held in dematerialized form	
								No of Voting Rights			Total as a % of (A+B+C)			No. (a)	As a % of total Shares held (b)	No. (a)	As a % of total Shares held (b)		
								Class: Equity	Class: Equity	Total									
(I)	(II)	(III)	(IV)	(V)	(VI)	(VII)=(IV)+(V)+(VI)	(VIII)	(IX)				(X)	(XI)=(VII)+(X)	(XII)		(XIII)	(XIV)		
(A)	Promoter & Promoter Group	19	49083474	0	0	49083474	100.00	49083474	0	0	49083474	100.00	0	100.00	0	0	0	0	0
(B)	Public	0	0	0	0	0	0.00	0	0	0	0.00	0	0.00	0	0	0	0	0	0
(C)	Non Promoter-Non Public			0	0	0	0.00	0	0	0	0.00	0	0	0	0	0	0	0	0
(C1)	Shares underlying DRs	0	0	0	0	0	0.00	0	0	0	0.00	0	0	0	0	0	0	0	0
(C2)	Shares held by Employee Trusts	0	0	0	0	0	0.00	0	0	0	0.00	0	0	0	0	0	0	0	0
	Total	19	49083474	0	0	49083474	100.00	49083474	0	0	49083474	100.00	0	100.00	0	0	0	0	0

For SEAMEC LIMITED



S N MOHANTY
PRESIDENT

Corporate Affairs, Legal & Company Secretary

Table II - Statement showing shareholding pattern of the Promoter and Promoter Group

	Category & Name of the Shareholders	PAN	No. of shareholder	No. of fully paid up CRPS held	Partly paid-up CRPS held	Nos. of shares underlying Depository Receipts	Total nos. shares held	Shareholding % calculated as per SCRR, 1957 As a % of (A+B+C2)	Number of CRPS held in each class of securities			No. of Shares Underlying Outstanding convertible securities (including Warrants)	Shareholding, as a % assuming full conversion of convertible securities (as a percentage of diluted share capital) as a % of A+B+C2	Number of Locked		Number of		Number of CRPS held in dematerialized form	
									Class: CRFS	Class Y	Total			Total as a %	No. (a)	As a % of total Shares held (b)	No. (a)		As a % of total shares held (b)
(I)	(II)	(III)	(IV)	(V)	(VI)	(VII)=(IV)+(V)+(VI)	(VIII)	(IX)	(X)	(XI)-(VII)+(X)	(XII)	(XIII)	(XIV)						
1	Indian																		
(a)	Individual/Hindu Undivided Family		4	19939392	0	0	19939392	40.62	19939392	0	19939392	40.62	0	40.62	0	0.00	0	0.00	0
	Deepti Agarwal	AAMPA0573C		1306800	0	0	1306800	2.66	1306800	0	1306800	2.66	0	2.66	0	0.00	0	0.00	0
	Sanjeev Agarwal	ABOPA4675N		8021772	0	0	8021772	16.34	8021772	0	8021772	16.34	0	16.34	0	0.00	0	0.00	0
	Anant Agarwal	AFSPA0559F		2633400	0	0	2633400	5.37	2633400	0	2633400	5.37	0	5.37	0	0.00	0	0.00	0
	Sanjeev Agarwal HUF	AABHS2507P		7977420	0	0	7977420	16.25	7977420	0	7977420	16.25	0	16.25	0	0.00	0	0.00	0
(b)	Central Government/State Government(s)	N.A.	0	0	0	0	0	0.00	0	0	0	0.00	0	0.00	0	0.00	0	0.00	0
(c)	Financial Institutions/Banks	N.A.	0	0	0	0	0	0.00	0	0	0	0.00	0	0.00	0	0.00	0	0.00	0
(d)	Any Other (Specify) - Body Corporate	N.A.	15	29144082	0	0	29144082	59.38	29144082	0	29144082	59.38	0	59.38	0	0.00	0	0.00	0
	Fortune Industries Resources Limited	AAACF1853B		745800	0	0	745800	1.52	745800	0	745800	1.52	0	1.52	0	0.00	0	0.00	0
	Saptrishi Finance Limited	AACCS0082R		2335984	0	0	2335984	4.76	2335984	0	2335984	4.76	0	4.76	0	0.00	0	0.00	0
	Metbrass Plastim India Limited	AADCM9501A		3569874	0	0	3569874	7.27	3569874	0	3569874	7.27	0	7.27	0	0.00	0	0.00	0
	Moon Beverages Limited	AAACM1635I		5475499	0	0	5475499	11.16	5475499	0	5475499	11.16	0	11.16	0	0.00	0	0.00	0
	GCB Overseas Pvt. Ltd.	AABCG5120D		924000	0	0	924000	1.88	924000	0	924000	1.88	0	1.88	0	0.00	0	0.00	0
	Indian Probuild Pvt. Ltd.	AACCS3179H		1908456	0	0	1908456	3.89	1908456	0	1908456	3.89	0	3.89	0	0.00	0	0.00	0
	Rinkip Financials & Consultants Pvt. Ltd.	AABCR6133K		165000	0	0	165000	0.34	165000	0	165000	0.34	0	0.34	0	0.00	0	0.00	0
	Horizon Infra Realtors Pvt. Ltd.	AABCH7562G		735900	0	0	735900	1.50	735900	0	735900	1.50	0	1.50	0	0.00	0	0.00	0
	Jasgold Oilshore Services Pvt. Ltd.	AABCI6382L		148500	0	0	148500	0.30	148500	0	148500	0.30	0	0.30	0	0.00	0	0.00	0
	Hindustan aqua Pvt. Ltd.	AAACH3290U		2336855	0	0	2336855	4.76	2336855	0	2336855	4.76	0	4.76	0	0.00	0	0.00	0
	Indian Durobuild Pvt. Ltd.	AAACS6592G		1131240	0	0	1131240	2.30	1131240	0	1131240	2.30	0	2.30	0	0.00	0	0.00	0
	SE Finvest Private Limited	AAFCS0998B		8725431	0	0	8725431	17.78	8725431	0	8725431	17.78	0	17.78	0	0.00	0	0.00	0
	KOA Investment Limited	AACCK0539K		237171	0	0	237171	0.48	237171	0	237171	0.48	0	0.48	0	0.00	0	0.00	0
	Castle Rocks Advisors Pvt. Ltd.	AADCC0902B		532356	0	0	532356	1.08	532356	0	532356	1.08	0	1.08	0	0.00	0	0.00	0
	K2 Infosolutions Pvt. Ltd.	AAECK3245L		172016	0	0	172016	0.35	172016	0	172016	0.35	0	0.35	0	0.00	0	0.00	0
	Sub Total (A11)		19	49083474	0	0	49083474	100.00	49083474	0	49083474	100.00	0	100.00	0	0.00	0	0.00	0
2	Foreign																		
(a)	Individual/Non Resident Individual/Foreign Individual	N.A.	0	0	0	0	0	0.00	0	0	0	0.00	0	0.00	0	0.00	0	0.00	0
(b)	Government	N.A.	0	0	0	0	0	0.00	0	0	0	0.00	0	0.00	0	0.00	0	0.00	0
(c)	Institutions	N.A.	0	0	0	0	0	0.00	0	0	0	0.00	0	0.00	0	0.00	0	0.00	0
(d)	Foreign Portfolio Investor	N.A.	0	0	0	0	0	0.00	0	0	0	0.00	0	0.00	0	0.00	0	0.00	0
(e)	Any Other (Specify)	N.A.	0	0	0	0	0	0.00	0	0	0	0.00	0	0.00	0	0.00	0	0.00	0
	Sub Total (A12)	N.A.	0	0	0	0	0	0.00	0	0	0	0.00	0	0.00	0	0.00	0	0.00	0
	Total Shareholding of Promoter and Promoter Group (A)= (A11)+(A12)		19	49083474	0	0	49083474	100.00	49083474	0	49083474	100.00	0	100.00	0	0.00	0	0.00	0

For SEAMEC LIMITED


S N MOHANTY
 PRESIDENT
 Corporate Affairs, Legal & Company Secretary

Table III - Statement showing shareholding pattern of the Public shareholder

	Category & Name of the Shareholders	PAN	Nos. of share holder	No. of fully paid up equity shares held	Partly paid-up equity shares held	Nos. of shares underlying Depository Receipts	Total nos. shares held	Shareholding % calculate d as per SCRR, 1957 As a % of (A+B+C2)	Number of Voting Rights held in each class of securities			No. of Shares Underlying Outstanding & convertible securities (including Warrants)	Total shareholdin g, as a % assuming full conversion of convertible securities (as a percentage of diluted share capital)	Number of Locked in shares		Number of Shares pledged or otherwise encumbered		Number of equity shares held in demat/hold call form	
									No of Voting Rights					Total as a % of Total Voting rights	No. (a)	As a % of total Shares held (b)	No. (Not applicable) (a)		As a % of total shares held (Not applicable) (b)
									Class: Equity	Class Y	Total								
	(i)	(ii)	(iii)	(iv)	(v)	(vi)	(vii)	(ix)			(x)	(xi) = (viii)+(x)	(xii)	(xiii)	(xiv)				
1	Institutions																		
(a)	Mutual Fund	N.A.	0	0	0	0	0	0.00	0	0	0	0	0	0	0	0	0	0	
(b)	Venture Capital Funds	N.A.	0	0	0	0	0	0.00	0	0	0	0	0	0	0	0	0	0	
(c)	Alternate Investment Funds	N.A.	0	0	0	0	0	0.00	0	0	0	0	0	0	0	0	0	0	
(d)	Foreign Venture Capital Investor	N.A.	0	0	0	0	0	0.00	0	0	0	0	0	0	0	0	0	0	
(e)	Foreign Portfolio Investors	N.A.	0	0	0	0	0	0.00	0	0	0	0	0	0	0	0	0	0	
(f)	Financial Institutions/Banks	N.A.	0	0	0	0	0	0.00	0	0	0	0	0	0	0	0	0	0	
(g)	Insurance Companies	N.A.	0	0	0	0	0	0.00	0	0	0	0	0	0	0	0	0	0	
(h)	Provident Fund/Pension Funds	N.A.	0	0	0	0	0	0.00	0	0	0	0	0	0	0	0	0	0	
(i)	Any Other Specify	N.A.	0	0	0	0	0	0.00	0	0	0	0	0	0	0	0	0	0	
	Foreign Institutional Investor		0	0	0	0	0	0.00	0	0	0	0	0	0	0	0	0	0	
	Sub Total (Bk1)	N.A.	0	0	0	0	0	0.00	0	0	0	0	0	0	0	0	0	0	
2	Centrl Government/State Government/President of India	N.A.	0	0	0	0	0	0.00	0	0	0	0	0	0	0	0	0	0	
	Central Government/State Government/President of India		0	0	0	0	0	0.00	0	0	0	0	0	0	0	0	0	0	
	Sub Total (Bk2)	N.A.	0	0	0	0	0	0.00	0	0	0	0	0	0	0	0	0	0	
3	Non-Institutions																		
(a)	1. Individual Shareholders holding Nominal Share Capital Up to Rs. 2 Lacs	N.A.	0	0	0	0	0	0.00	0	0	0	0	0	0	0	0	0	0	
	2. Individual Shareholders holding Nominal Share Capital Above Rs. 2 Lacs	N.A.	0	0	0	0	0	0.00	0	0	0	0	0	0	0	0	0	0	
(b)	NBFCs Registered with RBI	N.A.	0	0	0	0	0	0.00	0	0	0	0	0	0	0	0	0	0	
(c)	Employer Trusts	N.A.	0	0	0	0	0	0.00	0	0	0	0	0	0	0	0	0	0	
(d)	Overseas Depositories (Holding DRs) (Balancing Figures)	N.A.	0	0	0	0	0	0.00	0	0	0	0	0	0	0	0	0	0	
(e)	Any other - (Body Corporate)(Specify)	N.A.	0	0	0	0	0	0.00	0	0	0	0	0	0	0	0	0	0	
	Bodies Corporate		0	0	0	0	0	0.00	0	0	0	0	0	0	0	0	0	0	
	NRI- Non - Repat		0	0	0	0	0	0.00	0	0	0	0	0	0	0	0	0	0	
	NRI - Repat		0	0	0	0	0	0.00	0	0	0	0	0	0	0	0	0	0	
	Clearing Members		0	0	0	0	0	0.00	0	0	0	0	0	0	0	0	0	0	
	Overseas corporate bodies		0	0	0	0	0	0.00	0	0	0	0	0	0	0	0	0	0	
	Sub Total (Bk3)	N.A.	0	0	0	0	0	0.00	0	0	0	0	0	0	0	0	0	0	
	Total Public Shareholding (B) = (Bk1)+(Bk2) + B (3)	N.A.	0	0	0	0	0	0.00	0	0	0	0	0.00	0	0	0	0	0	

Note:
1. Details of the shareholders acting as persons in Concert including their Shareholding (No. and %) N.A.
2. Details of Shares which remain unclaimed may be given bear along with details such as number of shareholders, outstanding shares held in demat/unclaimed suspense account, voting rights which are frozen etc; N.A.
3. Name of the Person has been disclosed in the respective categories in case the shareholder held 1% or more of total number of shares of the Company

For SEAMEC LIMITED

S N MOHANTY
PRESIDENT

Corporate Affairs, Legal & Company Secretary

Table IV - Statement showing shareholding pattern of the Non Promoter- Non Public shareholder

Category & Name of the Shareholders	PAN	No. of shareholder	No. of fully paid up equity shares held	Partly paid-up equity shares held	Nos. of shares underlying Depository Receipts	Total no. shares held	Shareholding % calculated as per SCRR, 1957 As a % of (A+B+C2)	Number of Voting Rights held in each class of securities				No. of Shares Underlying Outstanding convertible securities (including Warrants)	Total shareholding, as a % assuming full conversion of convertible securities (as a percentage of diluted share capital)	Number of Locked in shares		Number of Shares pledged or otherwise encumbered		Number of equity shares held in dematerialized form (Not Applicable)	
								No of Voting Rights			Total as a % of Total Voting rights			No.	As a % of total Shares held	No. (Not applicable)	As a % of total shares held (Not applicable)		
								Class X	Class Y	Total									
(I)	(II)	(III)	(IV)	(V)	(VI)	(VII)=(IV)+(V)+(VI)	(VIII)	(IX)				(X)	(XI)=(VII)+(X)	(XII)		(XIII)	(XIV)		
1 Custodian/DR Holder	N.A.	0	0	0	0	0	0	0	0	0	0	0	0	0	0	0	0	0	0
(a) Name of DR Holder (if Available)	N.A.	0	0	0	0	0	0	0	0	0	0	0	0	0	0	0	0	0	0
2 Employees Benefit Trust (Under SEBI (Share Based Employee Benefit Regulation 2014)	N.A.	0	0	0	0	0	0	0	0	0	0	0	0	0	0	0	0	0	0
(a) Name (if Available)	N.A.	0	0	0	0	0	0	0	0	0	0	0	0	0	0	0	0	0	0
Total Non Promoter Non Public Shareholding (C)= (C)(1)+(C)(2)	N.A.	0	0	0	0	0	0	0	0	0	0	0	0	0	0	0	0	0	0

For SEAMEC LIMITED



S N MOHANTY
PRESIDENT

Corporate Affairs, Legal & Company Secretary

Format of holding of specified securities

PRE-SCHEME

1.	Name of Listed Entity:	HAL OFFSHORE LIMITED	
2.	Scrip Code/Name of Scrip/Class of Security	Equity Share	
3.	Share Holding Pattern Filed under: Reg. 31(1)(a)/Reg. 31(1)(b)/Reg.31(1)(c)	Reg. 31(1)(b)	
a.	If under 31(1)(b) then indicate the report for Quarter ending	30-Sep-17	
b.	If under 31(1)(c) then indicate date of allotment/extinguishment	N.A.	
4.	Declaration: The Listed entity is required to submit the following declaration to the extent of submission of information:-		
	Particulars	Yes*	No*
1.	Whether the Listed Entity has issued any partly paid up shares?	N.A.	No
2.	Whether the Listed Entity has issued any Convertible Securities or Warrants?	N.A.	No
3.	Whether the Listed Entity has any shares against which depository receipts are issued?	N.A.	No
4.	Whether the Listed Entity has any shares in locked-in?	N.A.	No
5.	Whether any shares held by promoters are pledge or otherwise encumbered?	N.A.	No
5.	The tabular format for disclosure of holding of specified securities is as follows:		



Table I - Summary Statement holding of specified securities


Category	Category of shareholder	Nos. of shareholders	No. of fully paid up equity shares held	No. of Partly paid-up equity shares held	No. of shares underlying Depository Receipts	Total nos. shares held	Shareholding as a % of total no. of shares (calculated as per SCRR, 1957) As a % of (A+B+C2)	Number of Voting Rights held in each class of securities			No. of Shares Underlying Outstanding convertible securities (including Warrants)	Shareholding, as a % assuming full conversion of convertible securities (as a percentage of diluted share capital) As a % of (A+B+C2)	Number of Locked in shares		Number of Shares pledged or otherwise encumbered		Number of equity shares held in dematerialized form	
								No of Voting Rights					Total as a % of (A+B+C)	No. (a)	As a % of total Shares held (b)	No. (a)		As a % of total Shares held (b)
								Class: Equity	Class: Equity	Total								
(I)	(II)	(III)	(IV)	(V)	(VI)	(VII)=(IV)+(V)+(VI)	(VIII)	(IX)			(X)	(XI)=(VII)+(X)	(XII)		(XIII)	(XIV)		
(A)	Promoter & Promoter Group	19	14873780	0	0	14873780	100.00	14873780	0	14873780	100.00	0	100.00	0	0	0	0	0
(B)	Public	0	0	0	0	0	0.00	0	0	0	0.00	0	0.00	0	0	0	0	0
(C)	Non Promoter-Non Public	0	0	0	0	0	0.00	0	0	0	0.00	0	0	0	0	0	0	0
(C1)	Shares underlying DRs	0	0	0	0	0	0.00	0	0	0	0.00	0	0	0	0	0	0	0
(C2)	Shares held by Employee Trusts	0	0	0	0	0	0.00	0	0	0	0.00	0	0	0	0	0	0	0
	Total	19	14873780	0	0	14873780	100.00	14873780	0	14873780	100.00	0	100.00	0	0	0	0	0



Table II - Statement showing shareholding pattern of the Promoter and Promoter Group																			
(I)	(II)	(III)	(IV)	(V)	(VI)	(VII)=(IV)-(V)-(VI)	(VIII)	Number of Voting Rights held in each class of securities			No. of Shares Underlying Outstanding convertible securities (including Warrants)	Shareholding, as a % assuming full conversion of convertible securities (as a percentage of diluted share capital) as a % of A+B+C2	Number of Locked in shares		Number of Shares pledged or otherwise encumbered		Number of equity shares held in dematerialized form		
								No of Voting Rights					Total as a % of Total Voting rights	No. (a)	As a % of total Shares held (b)	No. (c)		As a % of total shares held (d)	
								Class: Equity	Class Y	Total									
								(IX)			(X)		(XI)		(XII)		(XIV)		
1	Indian																		
(a)	Individual/Hindu Undivided Family		4	6042240	0	0	6042240	40.62	6042240	0	6042240	40.62	0	46.62	0	0.00	0	0.00	0
	Deepthi Agarwal	AAJPA0573C		396000	0	0	396000	2.66	396000	0	396000	2.66	0	2.66	0	0.00	0	0.00	0
	Saijeev Agarwal	ARBPAA675N		2430840	0	0	2430840	16.34	2430840	0	2430840	16.34	0	16.34	0	0.00	0	0.00	0
	Arun Agarwal	AFSPA0559F		798000	0	0	798000	5.37	798000	0	798000	5.37	0	5.37	0	0.00	0	0.00	0
	Saijeev Agarwal HUF	AARBS2507P		2417400	0	0	2417400	16.25	2417400	0	2417400	16.25	0	16.25	0	0.00	0	0.00	0
(b)	Central Government/State Governments)	N.A.		0	0	0	0	0.00	0	0	0	0.00	0	0.00	0	0.00	0	0.00	0
(c)	Financial Institutions/Banks	N.A.		0	0	0	0	0.00	0	0	0	0.00	0	0.00	0	0.00	0	0.00	0
(d)	Any Other (Specify) - Body Corporate		15	8831540	0	0	8831540	59.38	8831540	0	8831540	59.38	0	59.38	0	0.00	0	0.00	0
	Fortune Industries Resources Limited	AAACF1853B		226000	0	0	226000	1.52	226000	0	226000	1.52	0	1.52	0	0.00	0	0.00	0
	Saptrishi Finance Limited	AAACS0002E		707874	0	0	707874	4.76	707874	0	707874	4.76	0	4.76	0	0.00	0	0.00	0
	Melbrass Plastics India Limited	AAJCM9501A		1081780	0	0	1081780	7.27	1081780	0	1081780	7.27	0	7.27	0	0.00	0	0.00	0
	Meon Beverages Limited	AAACM1635J		1659242	0	0	1659242	11.16	1659242	0	1659242	11.16	0	11.16	0	0.00	0	0.00	0
	GCB Overseas Pvt. Ltd.	AAABG5120D		280000	0	0	280000	1.88	280000	0	280000	1.88	0	1.88	0	0.00	0	0.00	0
	Indian Probud Pvt. Ltd.	AAACS3179H		578320	0	0	578320	3.89	578320	0	578320	3.89	0	3.89	0	0.00	0	0.00	0
	Ratip Financials & Consultants Pvt. Ltd.	AAABR6133K		50000	0	0	50000	0.34	50000	0	50000	0.34	0	0.34	0	0.00	0	0.00	0
	Horizon Infra Realtors Pvt. Ltd.	AAABH7562G		223000	0	0	223000	1.50	223000	0	223000	1.50	0	1.50	0	0.00	0	0.00	0
	Jagold Offshore Services Pvt. Ltd.	AAABT6382L		45000	0	0	45000	0.30	45000	0	45000	0.30	0	0.30	0	0.00	0	0.00	0
	Hindustan aqua Pvt. Ltd.	AAADH3299J		708138	0	0	708138	4.76	708138	0	708138	4.76	0	4.76	0	0.00	0	0.00	0
	Indian Durabuild Pvt. Ltd.	AAACS5592C		342800	0	0	342800	2.30	342800	0	342800	2.30	0	2.30	0	0.00	0	0.00	0
	SE Finvest Private Limited	AAAFS0948H		2644070	0	0	2644070	17.78	2644070	0	2644070	17.78	0	17.78	0	0.00	0	0.00	0
	KGA Investment Limited	AAACK0549K		71870	0	0	71870	0.48	71870	0	71870	0.48	0	0.48	0	0.00	0	0.00	0
	Castle Rocks Advisors Pvt. Ltd.	AAADG0942B		161320	0	0	161320	1.08	161320	0	161320	1.08	0	1.08	0	0.00	0	0.00	0
	K2 Infocolutions Pvt. Ltd.	AAEGK5245L		52126	0	0	52126	0.35	52126	0	52126	0.35	0	0.35	0	0.00	0	0.00	0
	Sub Total (A)(1)		19	14873780	0	0	14873780	100.00	14873780	0	14873780	100.00	0	100.00	0	0.00	0	0.00	0
2	Foreign							0.00				0.00		0.00					
(a)	Individual/Non Resident Individual/Foreign Individual	N.A.		0	0	0	0	0.00	0	0	0	0.00	0	0.00	0	0.00	0	0.00	0
(b)	Government	N.A.		0	0	0	0	0.00	0	0	0	0.00	0	0.00	0	0.00	0	0.00	0
(c)	Institutions	N.A.		0	0	0	0	0.00	0	0	0	0.00	0	0.00	0	0.00	0	0.00	0
(d)	Foreign Portfolio Investor	N.A.		0	0	0	0	0.00	0	0	0	0.00	0	0.00	0	0.00	0	0.00	0
(e)	Any Other (Specify)	N.A.		0	0	0	0	0.00	0	0	0	0.00	0	0.00	0	0.00	0	0.00	0
	Sub Total (A)(2)	N.A.		0	0	0	0	0.00	0	0	0	0.00	0	0.00	0	0.00	0	0.00	0
	Total Shareholding of Promoter and Promoter Group (A)=(A)(1)+(A)(2)		19	14873780	0	0	14873780	100.00	14873780	0	14873780	100.00	0	100.00	0	0.00	0	0.00	0

Note:

1. Details of Shares which remain unclaimed may be given here along with details such as number of shareholders, outstanding shares held in demat/unclaimed suspense account, voting rights which are frozen etc.: N.A.



Number of equity shares held in dematerialized form (Not Applicable)	(XIV)
0	0
0	0
0	0
0	0
0	0

Format of holding of specified securities

POST-SCHEME

1.	Name of Listed Entity:	HAL OFFSHORE LIMITED	
2.	Scrip Code/Name of Scrip/Class of Security	Equity Share	
3.	Share Holding Pattern Filed under: Reg. 31(1)(a)/Reg. 31(1)(b)/Reg.31(1)(c)	Reg. 31(1)(b)	
	a. If under 31(1)(b) then indicate the report for Quarter ending	30-Sep-17	
	b. If under 31(1)(c) then indicate date of allotment/extinguishment	N.A.	
4.	Declaration: The Listed entity is required to submit the following declaration to the extent of submission of information:-		
	Particulars	Yes*	No*
	1. Whether the Listed Entity has issued any partly paid up shares?	N.A.	No
	2. Whether the Listed Entity has issued any Convertible Securities or Warrants?	N.A.	No
	3. Whether the Listed Entity has any shares against which depository receipts are issued?	N.A.	No
	4. Whether the Listed Entity has any shares in locked-in?	N.A.	No
	5. Whether any shares held by promoters are pledge or otherwise encumbered?	N.A.	No
5.	The tabular format for disclosure of holding of specified securities is as follows:		



Table I - Summary Statement holding of specified securities

Category	Category of shareholder	Nos. of shareholders	No. of fully paid up equity shares held	No. of Partly paid-up equity shares held	No. of shares underlying Depository Receipts	Total nos. shares held	Shareholding as a % of total no. of shares (calculated as per SCRR, 1957) As a % of (A+B+C2)	Number of Voting Rights held in each class of securities			No. of Shares Underlying Outstanding convertible securities (including Warrants)	Shareholding, as a % assuming full conversion of convertible securities (as a percentage of diluted share capital) As a % of (A+B+C2)	Number of Locked in shares		Number of Shares pledged or otherwise encumbered		Number of equity shares held in dematerialized form	
								No of Voting Rights					Total as a % of (A+B+C)	No. (a)	As a % of total Shares held (b)	No. (a)		As a % of total Shares held (b)
								Class:Equity	Class:egy	Total								
(I)	(II)	(III)	(IV)	(V)	(VI)	(VII)=(IV)+(V)+(VI)	(VIII)	(IX)			(X)	(XI)=(VII)+(X)	(XII)		(XIII)	(XIV)		
(A)	Promoter & Promoter Group	19	14873780	0	0	14873780	100.00	14873780	0	14873780	100.00	0	100.00	0	0	0	0	
(B)	Public	0	0	0	0	0	0.00	0	0	0	0.00	0	0.00	0	0	0	0	
(C)	Non Promoter-Non Public			0	0	0	0.00	0	0	0	0.00	0	0	0	0	0	0	
(C1)	Shares underlying DRs	0	0	0	0	0	0.00	0	0	0	0.00	0	0	0	0	0	0	
(C2)	Shares held by Employee Trusts	0	0	0	0	0	0.00	0	0	0	0.00	0	0	0	0	0	0	
	Total	19	14873780	0	0	14873780	100.00	14873780	0	14873780	100.00	0	100.00	0	0	0	0	



Table II - Statement showing shareholding pattern of the Promoter and Promoter Group

	Category & Name of the Shareholders	PAN	No. of shareholders	No. of fully paid up equity shares held	Partly paid-up equity shares held	Nos. of shares underlying Depository Receipts	Total nos. shares held	Shareholding % calculated as per SCRR, 1957 As a % of (A+B+C2)	Number of Voting Rights held in each class of securities			No. of Shares Underlying Outstanding convertible securities (including Warrants)	Shareholding, as a % assuming full conversion of convertible securities (as a percentage of diluted share capital) as a % of A+B+C2	Number of Locked in shares		Number of Shares pledged or otherwise encumbered		Number of equity shares held in dematerialized form	
									No of Voting Rights					Total as a % of Total Voting rights	No. (a)	As a % of total Shares held (b)	No. (a)		As a % of total shares held (b)
									Class: Equity	Class Y	Total								
(I)	(II)	(III)	(IV)	(V)	(VI)	(VII)=(IV)+(V)+(VI)	(VIII)	(IX)			(X)	(XI)=(VII)+(X)	(XII)	(XIII)	(XIV)				
1	Indian																		
(a)	Individual/Hindu Undivided Family		4	6042240	0	0	6042240	48.62	6042240	0	6042240	48.62	0	48.62	0	0.00	0	0.00	0
	Deepthi Agarwal	AAAP6573C		396000	0	0	396000	2.66	396000	0	396000	2.66	0	2.66	0	0.00	0	0.00	0
	Sanjeev Agarwal	ABOP4675B		2430840	0	0	2430840	16.34	2430840	0	2430840	16.34	0	16.34	0	0.00	0	0.00	0
	Anant Agarwal	AFSPA0559F		798000	0	0	798000	5.37	798000	0	798000	5.37	0	5.37	0	0.00	0	0.00	0
	Sanjeev Agarwal HUF	AAHMS2507F		2417400	0	0	2417400	16.25	2417400	0	2417400	16.25	0	16.25	0	0.00	0	0.00	0
(b)	Central Government/State Governments	N.A.	0	0	0	0	0	0.00	0	0	0	0.00	0	0.00	0	0.00	0	0.00	0
(c)	Financial Institutions/Banks	N.A.	0	0	0	0	0	0.00	0	0	0	0.00	0	0.00	0	0.00	0	0.00	0
(d)	Any Other (Specify) - Body Corporate		15	8831540	0	0	8831540	59.38	8831540	0	8831540	59.38	0	59.38	0	0.00	0	0.00	0
	Fortune Industries Resources Limited	AAACF1853B		226000	0	0	226000	1.52	226000	0	226000	1.52	0	1.52	0	0.00	0	0.00	0
	Saptrishi Finance Limited	AAACS0082R		707874	0	0	707874	4.76	707874	0	707874	4.76	0	4.76	0	0.00	0	0.00	0
	Methrass Plassim India Limited	AAACM9501A		1081780	0	0	1081780	7.27	1081780	0	1081780	7.27	0	7.27	0	0.00	0	0.00	0
	Moon Beverages Limited	AAACM1635I		1659242	0	0	1659242	11.16	1659242	0	1659242	11.16	0	11.16	0	0.00	0	0.00	0
	GCB Overseas Pvt. Ltd.	AAABG5120D		280000	0	0	280000	1.88	280000	0	280000	1.88	0	1.88	0	0.00	0	0.00	0
	Indan Probuild Pvt. Ltd.	AAACS3179H		578320	0	0	578320	3.89	578320	0	578320	3.89	0	3.89	0	0.00	0	0.00	0
	Ranki Financials & Consultants Pvt. Ltd.	AAABR6133K		50000	0	0	50000	0.34	50000	0	50000	0.34	0	0.34	0	0.00	0	0.00	0
	Horizon Infra Realities Pvt. Ltd.	AAABH1962G		223000	0	0	223000	1.50	223000	0	223000	1.50	0	1.50	0	0.00	0	0.00	0
	Sangrid Offshore Services Pvt. Ltd.	AAABJ6302L		45000	0	0	45000	0.30	45000	0	45000	0.30	0	0.30	0	0.00	0	0.00	0
	Hindustan aqua Pvt. Ltd.	AAABH1290I		708138	0	0	708138	4.76	708138	0	708138	4.76	0	4.76	0	0.00	0	0.00	0
	Indian Databuild Pvt. Ltd.	AAACS6592G		342800	0	0	342800	2.30	342800	0	342800	2.30	0	2.30	0	0.00	0	0.00	0
	SE Finvest Private Limited	AAATF0998H		2644070	0	0	2644070	17.78	2644070	0	2644070	17.78	0	17.78	0	0.00	0	0.00	0
	KOA Investment Limited	AAACR0399E		71870	0	0	71870	0.48	71870	0	71870	0.48	0	0.48	0	0.00	0	0.00	0
	Cattle Rocks Advisors Pvt. Ltd.	AAADG0982B		161320	0	0	161320	1.08	161320	0	161320	1.08	0	1.08	0	0.00	0	0.00	0
	K2 Infosolutions Pvt. Ltd.	AAABR5245L		52126	0	0	52126	0.35	52126	0	52126	0.35	0	0.35	0	0.00	0	0.00	0
	Sub Total (A)(1)		19	14873780	0	0	14873780	100.00	14873780	0	14873780	100.00	0	100.00	0	0	0	0	0
2	Foreign							0.00				0.00		0.00					
(a)	Individual/Non Resident Individual/Foreign Individual	N.A.	0	0	0	0	0	0.00	0	0	0	0.00	0	0.00	0	0.00	0	0.00	0
(b)	Government	N.A.	0	0	0	0	0	0.00	0	0	0	0.00	0	0.00	0	0.00	0	0.00	0
(c)	Institutions	N.A.	0	0	0	0	0	0.00	0	0	0	0.00	0	0.00	0	0.00	0	0.00	0
(d)	Foreign Portfolio Investor	N.A.	0	0	0	0	0	0.00	0	0	0	0.00	0	0.00	0	0.00	0	0.00	0
(e)	Any Other (Specify)	N.A.	0	0	0	0	0	0.00	0	0	0	0.00	0	0.00	0	0.00	0	0.00	0
	Sub Total (A)(2)	N.A.	0	0	0	0	0	0.00	0	0	0	0.00	0	0.00	0	0.00	0	0.00	0
	Total Shareholding of Promoter and Promoter Group (A)=(A)(1)+(A)(2)		19	14873780	0	0	14873780	100.00	14873780	0	14873780	100.00	0	100.00	0	0	0	0	0

Note:

1. Details of Shares which remain unclaimed may be given here along with details such as number of shareholders, outstanding shares held in demat/unclaimed suspense account, voting rights which are frozen etc.: N.A.



Table III - Statement showing shareholding pattern of the Public shareholder

	Category & Name of the Shareholders	PAN	Nos. of shares held	No. of fully paid up equity shares held	Partly paid up equity shares held	Nos. of shares underlying Depository Receipts	Total nos. shares held	Shareholding % calculated as per SCRR, 1957 As a % of (A+B+C2)	Number of Voting Rights held in each class of securities			No. of Shares Underlying Outstanding I convertible securities (including Warrants)	Total shareholding, as a % assuming full conversion of convertible securities (as a percentage of diluted share capital)	Number of Locked in shares		Number of Shares pledged or otherwise encumbered		Number of equity shares held in dematerialized form	
									No of Voting Rights					Total as a % of Total Voting rights	No. (a)	As a % of total Shares held (b)	No. (Not applicable) (c)		As a % of total shares held (Not applicable) (d)
									Class: Equity	Class Y	Total								
	(I)	(II)	(III)	(IV)	(V)	(VI)	(VII)=(IV)+(V)+(VI)	(VIII)	(IX)			(X)	(XI)=(VII)+(X)	(XII)	(XIII)	(XIV)			
1	Institutions																		
	(a) Mutual Fund	N.A.	0	0	0	0	0	0.00	0	0	0	0.00	0	0	0	0	0	0	
	(b) Venture Capital Funds	N.A.	0	0	0	0	0	0.00	0	0	0	0.00	0	0	0	0	0	0	
	(c) Alternative Investment Funds	N.A.	0	0	0	0	0	0.00	0	0	0	0.00	0	0	0	0	0	0	
	(d) Foreign Venture Capital Investor	N.A.	0	0	0	0	0	0.00	0	0	0	0.00	0	0	0	0	0	0	
	(e) Foreign Portfolio Investors	N.A.	0	0	0	0	0	0.00	0	0	0	0.00	0	0	0	0	0	0	
	(f) Financial Institutions/Banks	N.A.	0	0	0	0	0	0.00	0	0	0	0.00	0	0	0	0	0	0	
	(g) Insurance Companies	N.A.	0	0	0	0	0	0.00	0	0	0	0.00	0	0	0	0	0	0	
	(h) Provident Fund/Pension Funds	N.A.	0	0	0	0	0	0.00	0	0	0	0.00	0	0	0	0	0	0	
	(i) Any Other Specific	N.A.	0	0	0	0	0	0.00	0	0	0	0.00	0	0	0	0	0	0	
	Foreign Institutional Investor		0	0	0	0	0	0.00	0	0	0	0.00	0	0	0	0	0	0	
	Sub Total (B1)	N.A.	0	0	0	0	0	0.00	0	0	0	0.00	0	0	0	0	0	0	
2	Central Government/State Government/President of India	N.A.	0	0	0	0	0	0.00	0	0	0	0.00	0	0	0	0	0	0	
	Central Government/State Government/President of India		0	0	0	0	0	0.00	0	0	0	0.00	0	0	0	0	0	0	
	Sub Total (B2)	N.A.	0	0	0	0	0	0.00	0	0	0	0.00	0	0	0	0	0	0	
3	Non Institutions																		
	(a) 1. Individual Shareholders holding Nominal Share Capital Up to Rs. 1 Lacs	N.A.	0	0	0	0	0	0.00	0	0	0	0.00	0	0.00	0	0.00	0	0	
	2. Individual Shareholders holding Nominal Share Capital Above Rs. 1 Lacs	N.A.	0	0	0	0	0	0.00	0	0	0	0.00	0	0.00	0	0.00	0	0	
	(b) NBFCs Registered with RBI	N.A.	0	0	0	0	0	0.00	0	0	0	0.00	0	0	0	0	0	0	
	(c) Employee Trusts	N.A.	0	0	0	0	0	0.00	0	0	0	0.00	0	0	0	0	0	0	
	(d) Overseas Depositories (Holding DRs) (Balancing Figure)	N.A.	0	0	0	0	0	0.00	0	0	0	0.00	0	0	0	0	0	0	
	(e) Any other (Both Corporate & Specific)	N.A.	0	0	0	0	0	0.00	0	0	0	0.00	0	0.00	0	0.00	0	0	
	Sub Total (B3)	N.A.	0	0	0	0	0	0.00	0	0	0	0.00	0	0.00	0	0.00	0	0	
	Total Public Shareholding (B)=(B1)+(B2)+(B3)	N.A.	0	0	0	0	0	0.00	0	0	0	0.00	0	0	0	0	0	0	

Note: 1. Shareholders acting as persons in Concert including their Shareholding (% and %): N.A.
2. Details of Shares which remain unclaimed may be given here along with details such as number of shareholders, outstanding shares held in dematerialized suspense account, voting rights which are frozen etc.: N.A.
3. Name of the Person has been disclosed in the respective categories in case the shareholder held 1% or more of total number of shares of the Company.



Table IV - Statement showing shareholding pattern of the Non Promoter- Non Public shareholder

Category & Name of the Shareholders	PAN	No. of shareholder	No. of fully paid up equity shares held	Partly paid-up equity shares held	Nos. of shares underlying Depository Receipts	Total no. shares held	Shareholding % calculated as per SCRR, 1957 As a % of (A+B+C2)	Number of Voting Rights held in each class of securities			No. of Shares Underlying Outstanding convertible securities (including Warrants)	Total shareholding, as a % assuming full conversion of convertible securities (as a percentage of diluted share capital)	Number of Locked in shares		Number of Shares pledged or otherwise encumbered		Number of equity shares held in dematerialized form (Not Applicable)
								No of Voting Rights		Total as a % of Total Voting rights			No.	As a % of total Shares held	No. (Not applicable)	As a % of total shares held (Not applicable)	
								Class X	Class Y								
(I)	(II)	(III)	(IV)	(V)	(VI)	(VII)=(IV)+(V)+(VI)	(VIII)	(IX)			(X)	(XI)=(VII)+(X)	(XII)	(XIII)	(XIV)	(XV)	
1 Custodian/DR Holder	N.A.	0	0	0	0	0	0	0	0	0	0	0	0	0	0	0	0
(a) Name of DR Holder (if Available)	N.A.	0	0	0	0	0	0	0	0	0	0	0	0	0	0	0	0
2 Employees Benefit Trust (Under SEBI (Share Based Employee Benefit Regulation 2014)	N.A.	0	0	0	0	0	0	0	0	0	0	0	0	0	0	0	0
(a) Name (if Available)	N.A.	0	0	0	0	0	0	0	0	0	0	0	0	0	0	0	0
Total Non Promoter Non Public Shareholding (C)= (C1)+(C2)	N.A.	0	0	0	0	0	0	0	0	0	0	0	0	0	0	0	0

